

# BOREL

## ENQUIRY FORM FOR LIFT CONTROL SYSTEM

BOREL, Industrijska 1, 10290 Zaprešić, CROATIA, tel.: ++ 385 1 33 10 216; fax.: ++ 385 1 33 10 217; e-mail: borel@zg.t-com.hr; www.borel.hr

CUSTOMER: \_\_\_\_\_

OBJECT/INSTALLATION NAME: \_\_\_\_\_

LIFT/REFERENCE No.: \_\_\_\_\_

DELIVERY DATE: \_\_\_\_\_

TYPE:  Traction  Hydraulic

LOAD: \_\_\_\_\_ kg / persons    SPEED: \_\_\_\_\_ m/s    STOPS: \_\_\_\_\_    Shortest Floor Height: \_\_\_\_\_ m

GROUP OF OPERATION:  Simplex  Duplex  Group of \_\_\_\_\_ car (max. 8)

CALLS SYSTEM:  Simple collective  Full collective  Down collective    CONTROL UNIT POSITION: \_\_\_\_\_

ELECTRICAL SUPPLY: \_\_\_\_\_ OTHER \_\_\_\_\_ V  50 Hz  60 Hz

TRACTION MOTOR:  Single speed  Two speed  Frequency regulated  Geared  Gearless  Regeneration

HYDRAULIC STARTING:  Direct  Star/delta  Soft start

NOMINAL CURRENT    STARTING CURRENT    MOTOR VOLTAGE    MOTOR POWER

\_\_\_\_\_ A    \_\_\_\_\_ A    \_\_\_\_\_ V    \_\_\_\_\_ kW

BRAKE OR VALVE VOLTAGE    MOTOR FAN OR OIL COOLER    OIL HEATER

\_\_\_\_\_ V  AC    \_\_\_\_\_ W    \_\_\_\_\_ V  AC  
 DC     DC    \_\_\_\_\_ W    \_\_\_\_\_ V  DC    \_\_\_\_\_ W

DOOR TYPE    DOOR OPERATOR SUPPLY     Door Preopening

\_\_\_\_\_    \_\_\_\_\_ V  AC  
 DC     DC

DOOR OPENING  Simultaneous (A&B)  Selective (A&B)    ON FLOOR: \_\_\_\_\_

FRONT	<input type="checkbox"/>	<input type="checkbox"/>	<input type="checkbox"/>	<input type="checkbox"/>	<input type="checkbox"/>	<input type="checkbox"/>	<input type="checkbox"/>	<input type="checkbox"/>	<input type="checkbox"/>	<input type="checkbox"/>	<input type="checkbox"/>	<input type="checkbox"/>	<input type="checkbox"/>	<input type="checkbox"/>	<input type="checkbox"/>	<input type="checkbox"/>	<input type="checkbox"/>	<input type="checkbox"/>	<input type="checkbox"/>	A
REAR	<input type="checkbox"/>	<input type="checkbox"/>	<input type="checkbox"/>	<input type="checkbox"/>	<input type="checkbox"/>	<input type="checkbox"/>	<input type="checkbox"/>	<input type="checkbox"/>	<input type="checkbox"/>	<input type="checkbox"/>	<input type="checkbox"/>	<input type="checkbox"/>	<input type="checkbox"/>	<input type="checkbox"/>	<input type="checkbox"/>	<input type="checkbox"/>	<input type="checkbox"/>	<input type="checkbox"/>	<input type="checkbox"/>	B

Stations denominations: \_\_\_\_\_

OBSTRUCTION DETECTION  Single Photocell  Safety Edges    Main station denomination: \_\_\_\_\_

### STANDARD FEATURES

- Fire Control / Alarm
- Lift Overload
- Full Load
- Service Control
- Parking

### OPTIONAL FEATURES

- Fire Fighting
- LSF Cable
- Evacuation Control
- Remote Monitoring

### OPTIONS: PREASSEMBLED ELECTRICAL INSTALLATION










POWER SUPPLY FROM SWITCHBOARD TO CONTROLLER  STANDARD 5 mts     OTHER: \_\_\_\_\_ mts

DISTANCE FROM CONTROLLER TO POWER UNIT  STANDARD 5 mts     OTHER: \_\_\_\_\_ mts

DISTANCE FROM CONTROLLER TO SHAFT  STANDARD 5 mts     OTHER: \_\_\_\_\_ mts

COP TYPE:  Full height  Standard height QTY.: \_\_\_\_\_ Pcs.

INDICATOR IN CABIN:  BLCD-C57B LCD graphics  Dot matrix 30 mm  
 BLCD-C33B LCD graphics  7segment 25 mm

 Alarm Button   Door Close Button  
 **STOP** STOP Switch   Door Open Button  
  Overload Indicator   Fan  
  Emergency Lighting   Tele Assistance  
  Car Preference Key   Intercom  
 Voice announcement

ENGRAVING:  Logo  Load  Year of installation \_\_\_\_\_  
 Elevator No.: \_\_\_\_\_  Emergency tel. No.: \_\_\_\_\_  
 Other: \_\_\_\_\_

LOP SHAPE  Flush Mounted  Surface Mounted  On Door Frame  In the Wall

POSITION OF INDICATORS:  Above door  Beside door

LOP MAIN FLOOR  BLCD-L57B LCD graphics  BLCD-L23G LCD graphics  
 BLCD-L33B LCD graphics  Dot Matrix 30 mm  
 BLCD-L29B LCD graphics  7segment 25 mm  
 BLCD-L29G LCD graphics  7segment 13 mm  
 Arrows  Gong  NO ENTRY (only for emergency landing EN 81-73)


LOP OTHER FLOORS  BLCD-L57B LCD graphics  BLCD-L23G LCD graphics  
 BLCD-L33B LCD graphics  Dot Matrix 30 mm  
 BLCD-L29B LCD graphics  7segment 25 mm  
 BLCD-L29G LCD graphics  7segment 13 mm  
 Arrows  Gong

ENGRAVING:  Logo  Other: \_\_\_\_\_

OPTIONS:  TRAFFIC LIGHT SYSTEM

KEYS  COP  1E - 2P \_\_\_\_\_ Pcs.  2E - 2P \_\_\_\_\_ Pcs.  
 LOP MAIN FLOOR  1E - 2P \_\_\_\_\_ Pcs.  2E - 2P \_\_\_\_\_ Pcs.  
 LOP OTHER FLOORS  1E - 2P \_\_\_\_\_ Pcs.  2E - 2P \_\_\_\_\_ Pcs.

E = Extractions P = Positions



## COMPLIANCE WITH:

- EN 81-2 1998 + A3 2009  EN 81-70 Accessibility to lifts for persons including persons with disability  
 Lift Directive 95/16/CE  EN 81-71 Vandal resistant lifts  
 Machinery Directive 2006/42/CE  EN 81-72 Firefighters lifts  
 EN 81-28 Remote alarm on passenger and goods passenger lifts  EN 81-73 Behaviour of lifts in the event of fire

Date: \_\_\_\_\_

Signature: \_\_\_\_\_